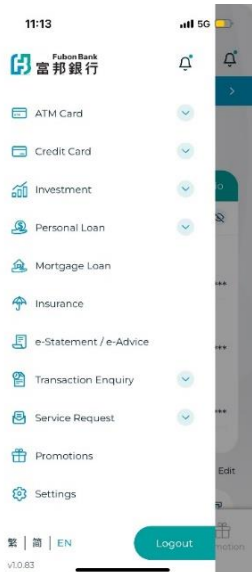
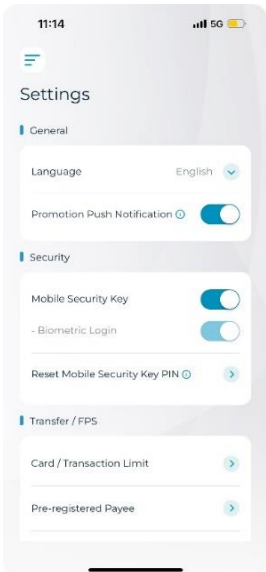
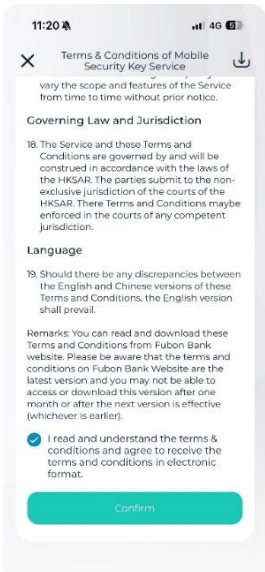
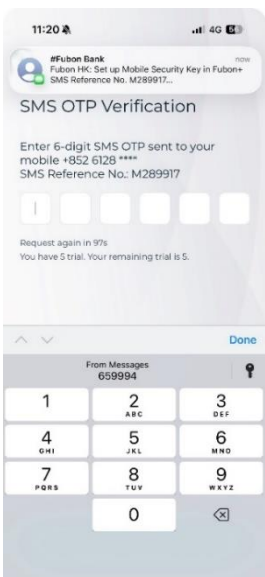
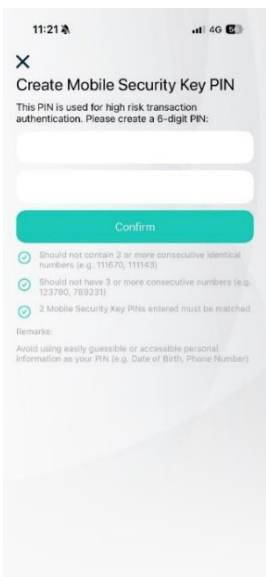

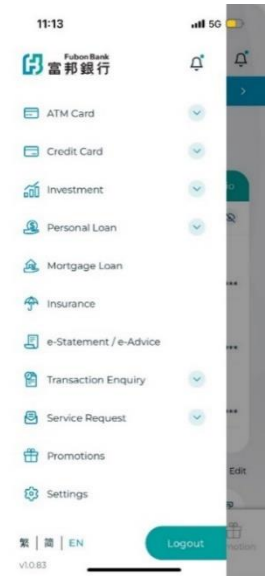
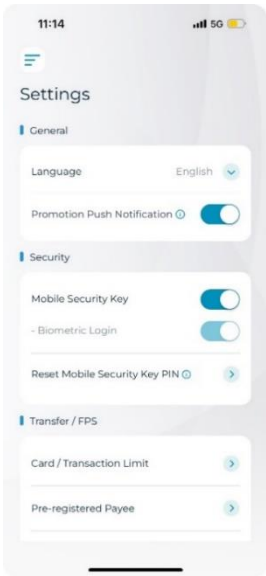
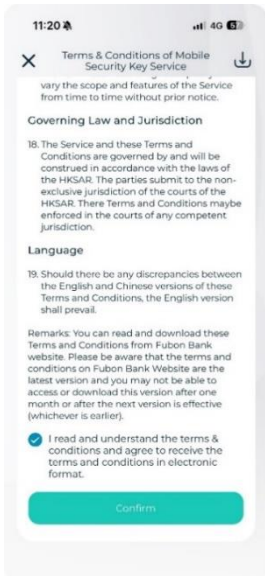
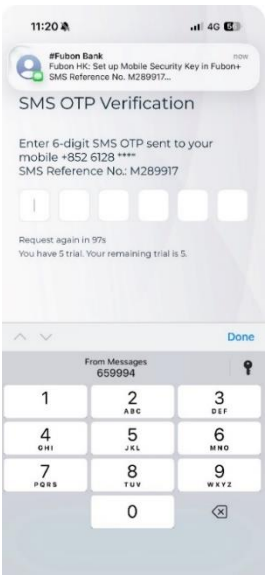

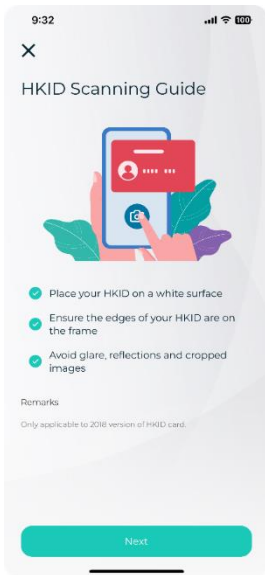




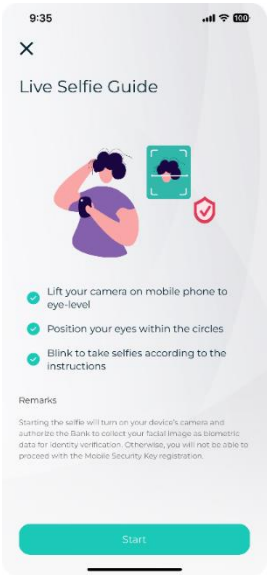
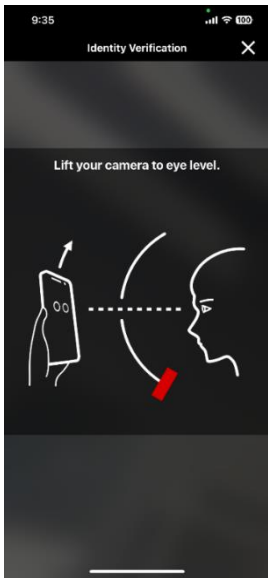

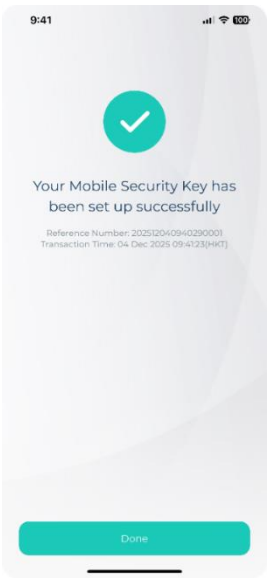
Register for the Mobile Security Key Service (NON - Hong Kong Identity Card):

Step 1: Click "Settings"	Step 2: Turn on "Mobile Security Key"	Step 3: Read and agree the Terms and Conditions and click "Confirm"
		
Step 4: Receive the SMS and enter the SMS OTP	Step 5: Set a Personalized 6-digit MSK PIN	Step 6: MSK has been set up successfully and click "Done"
		

*Required to proceed the SMS OTP verification 6 hours later by logging in Fubon+ / Contact our Customer Service Hotline at (852)2806 5090 for an instant customer identity verification.

Register for the Mobile Security Key Service (Hong Kong Identity Card):

<p>Step 1: Click “Settings”</p>	<p>Step 2: Turn on “Mobile Security Key”</p>	<p>Step 3: Read and agree the Terms and Conditions and click “Confirm”</p>
		
<p>Step 4: Receive the SMS and enter the OTP</p>	<p>Step 5: Have your HKID Card ready and click “Start”</p>	<p>Step 6: Read the HKID Scanning Guide and click “Next”</p>
		

<p>Step 7: Place your HKID in the frames and adjust your camera until the frame turns green</p>	<p>Step 8: Review the scanned HKID image, if it is ok, click “Confirm”. Otherwise, click “Scan Again”</p>	<p>Step 9: Read the Live Selfie Guide and click “Start” when you are ready</p>
		
<p>Step 10: Lift your camera to eye level to begin the Identity Verification</p>	<p>Step 11: Set a Personalized 6-digit MSK PIN</p>	<p>Step 12: MSK has been set up and activated successfully. Click “Done”</p>
		

*MSK activated immediately.